



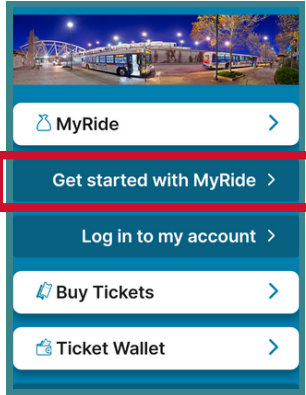
RTD MyRide mobile app set-up process



Download **RTD MyRide app** from Apple App Store or Google Play Store

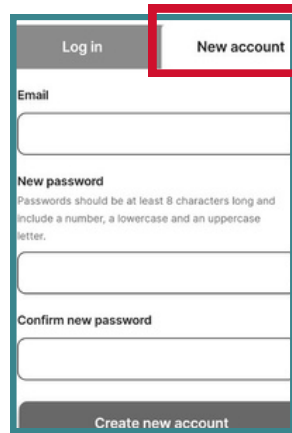
1

tap
**Get started
with MyRide**



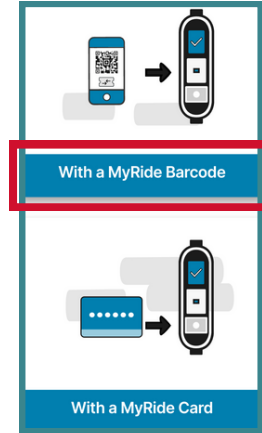
2

tap
New Account,
enter your
email
& create a
password



3

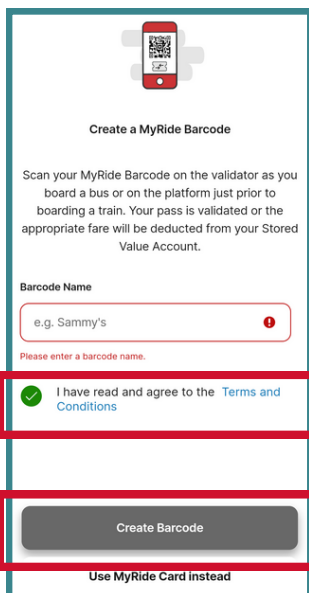
tap
**With a
MyRide
Barcode**



4

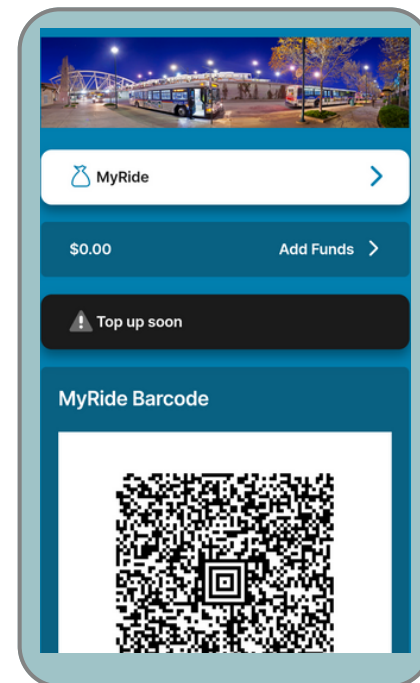

**type a name
for Barcode &
tap to agree
with Terms &
Conditions**

Tap **Create
Barcode**



tap
I'll Add Funds Later

You won't need to
add funds, but
this is **required**
to finalize set-up
within the app



Scan your QR 'Barcode' when
boarding a bus
or
at a **train station validator**