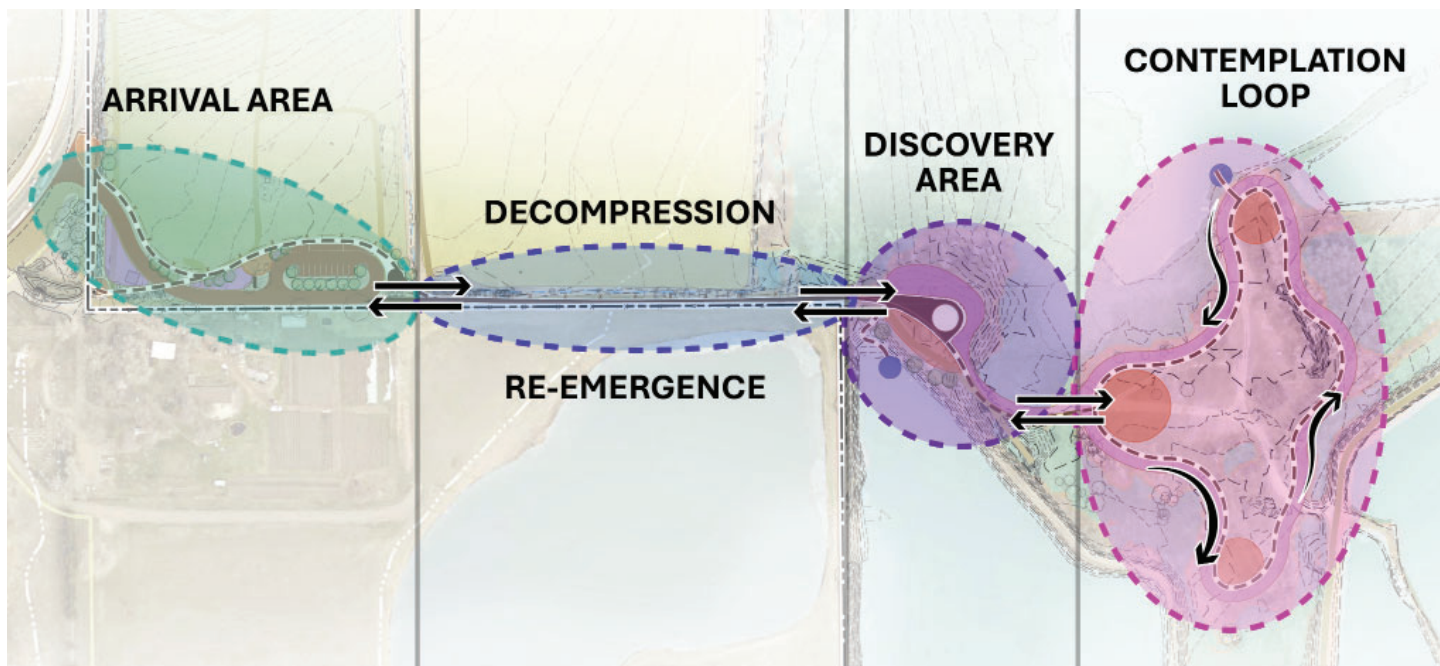


Fort Chambers / Poor Farm Project

Engagement Window 4: Public Feedback Results



Engagement Window 4's online questionnaire walked participants through the proposed narratives and designs of the different parts of the site, split up by the 'experience zones' shown above. Because the majority of questions focused on the Decompression / Re-Emergence Area and Discovery Area, only those zones are explained in detail in this document. Additional information can be found in the **Draft Interpretive Framework PDF**.

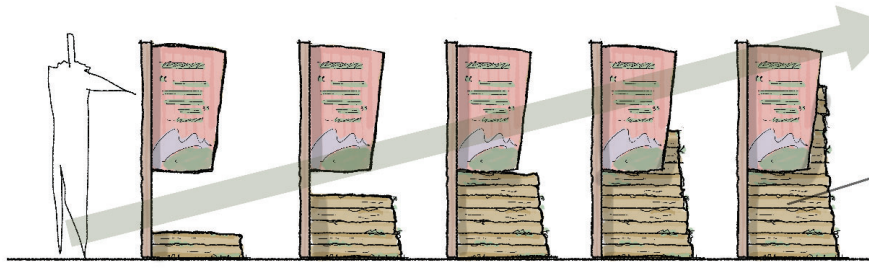
This document includes quotes from open response question answers from questionnaire participants as well as from emails sent in by members of the public. Quotes were selected for their representation of the variety of opinions heard. All received comments in their entirety are available in the **Input Compendium PDF**.

Decompression / Re-Emergence Area

19th Century Settler Contexts and Perspectives

Growing layers of 'sod' reflects increased Settler presence over time


'Door frame' posts and faux sod construction reference Fort Chambers structure



Changing the Land
Arrival & Claim
Who is Arriving?
Betrayals
Feeling Change

Living With the Land
Movement & Belonging
Who Lives Here?
Promises
Seeing Change

'Paired Voices' Messaging
First-person voices provide context to the events leading up to 1864, mirroring the growing tension of the time.

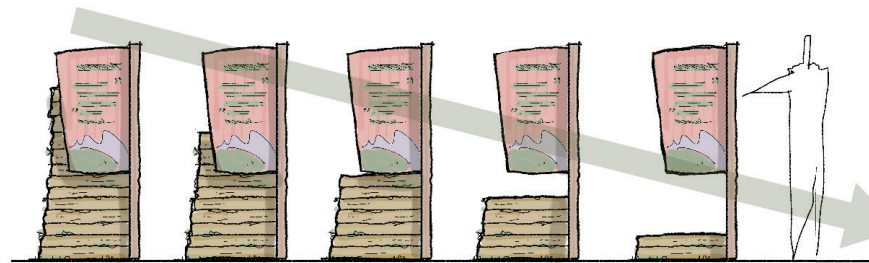


Poles refer to Native American structures and ingenuity

Reducing quantity of poles reflects reduced Tribal presence over time

19th Century Tribal Contexts and Perspectives


Contemporary Settler Descendant/Boulderite Contexts and Perspectives



Decreasing layers of 'sod' represent the passage of time, disappearance of Fort Chambers, and shifting attitudes of present Boulder residents

We Are Still Here
Living with Inheritance
Shared Landscape, Shared Future
Listening Forward
Our Stewardship

'Paired Voices' Messaging
Contemporary perspectives now discuss the same themes and point toward continued learning to help balance hope and responsibility.



Increasing poles represent an increase of Native American voice and the continuity of the Tribes

Contemporary Tribal Contexts and Perspectives

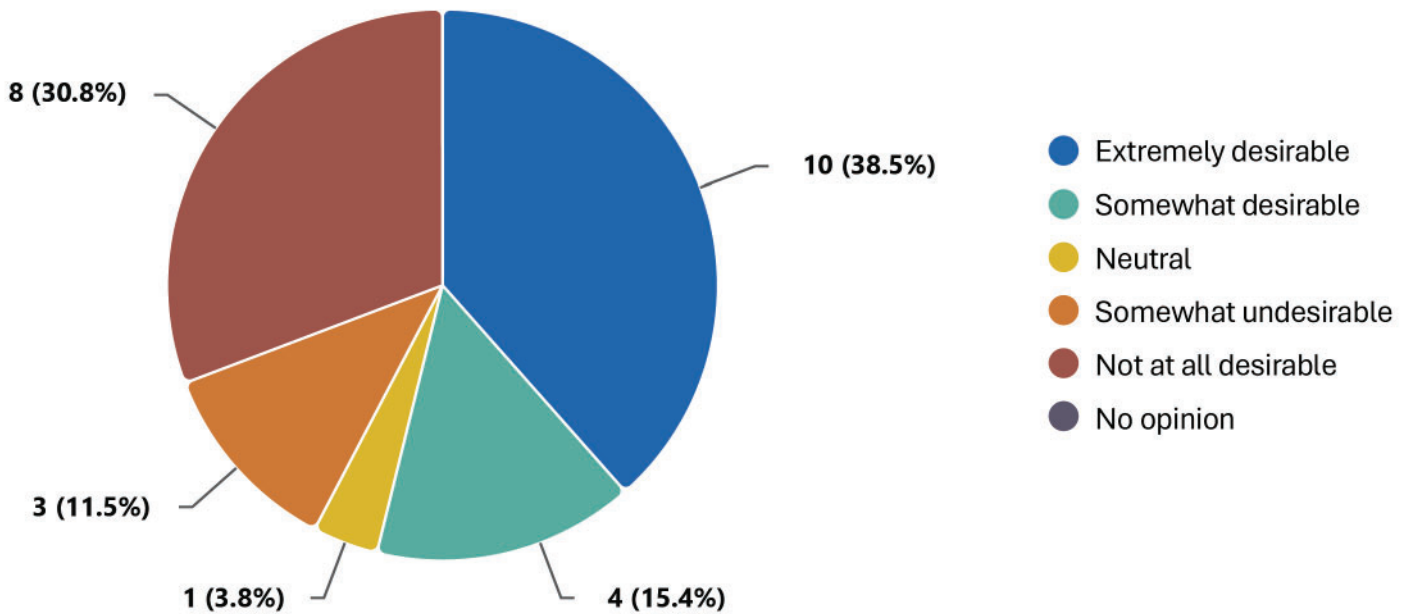
Decompression Area Concept

Re-Emergence Area Concept

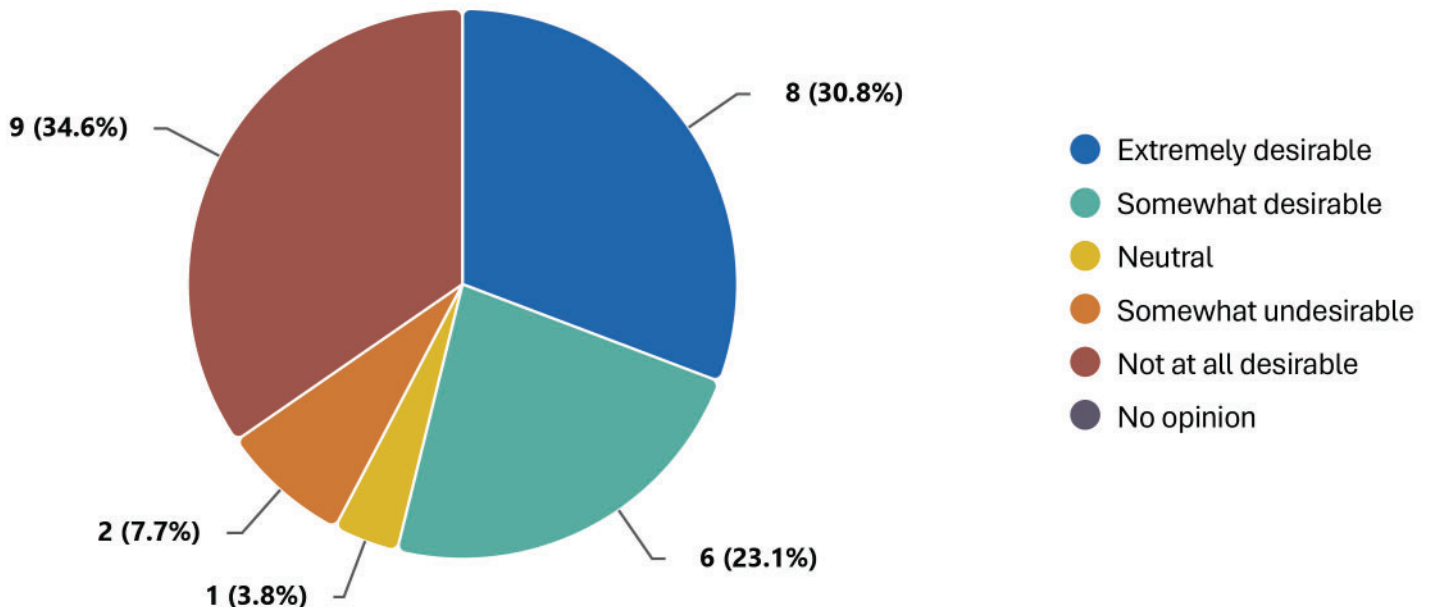
Decompression/Re-Emergence Area Design Concepts

How desirable or undesirable do you find the following elements of the Decompression Area's proposed design?

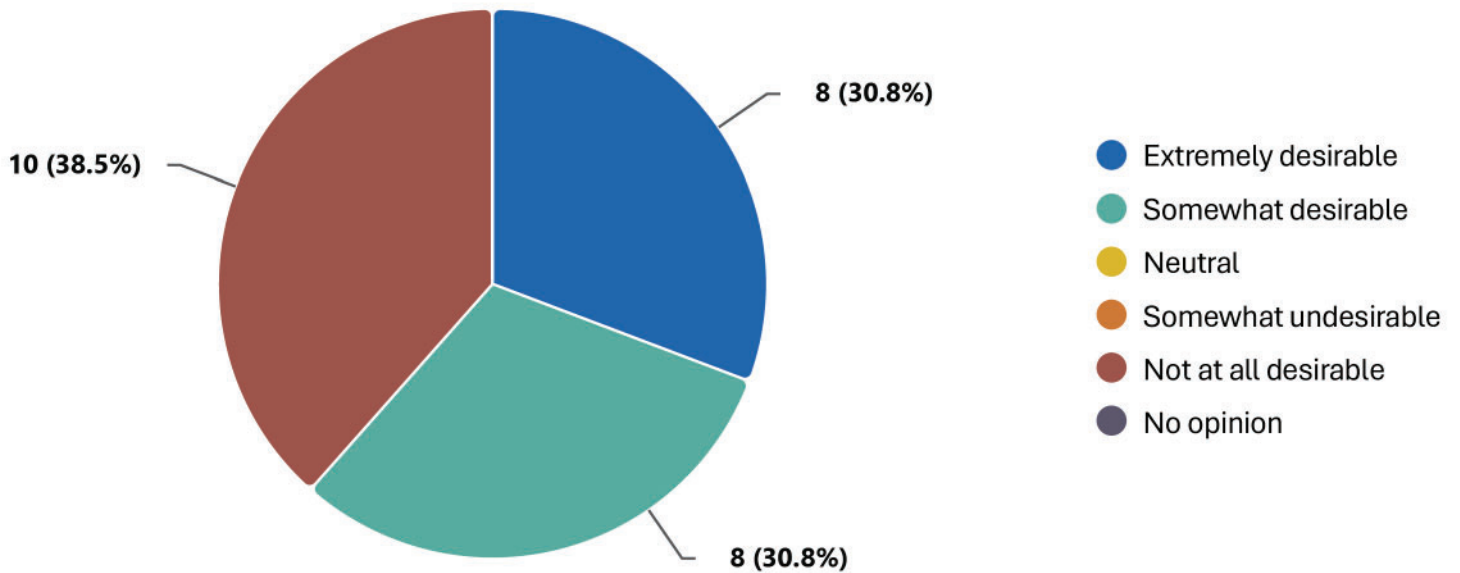
Q1. 'Paired Voices' as a tool for recounting the parallel and distinctly different experiences of the Settlers and Tribes



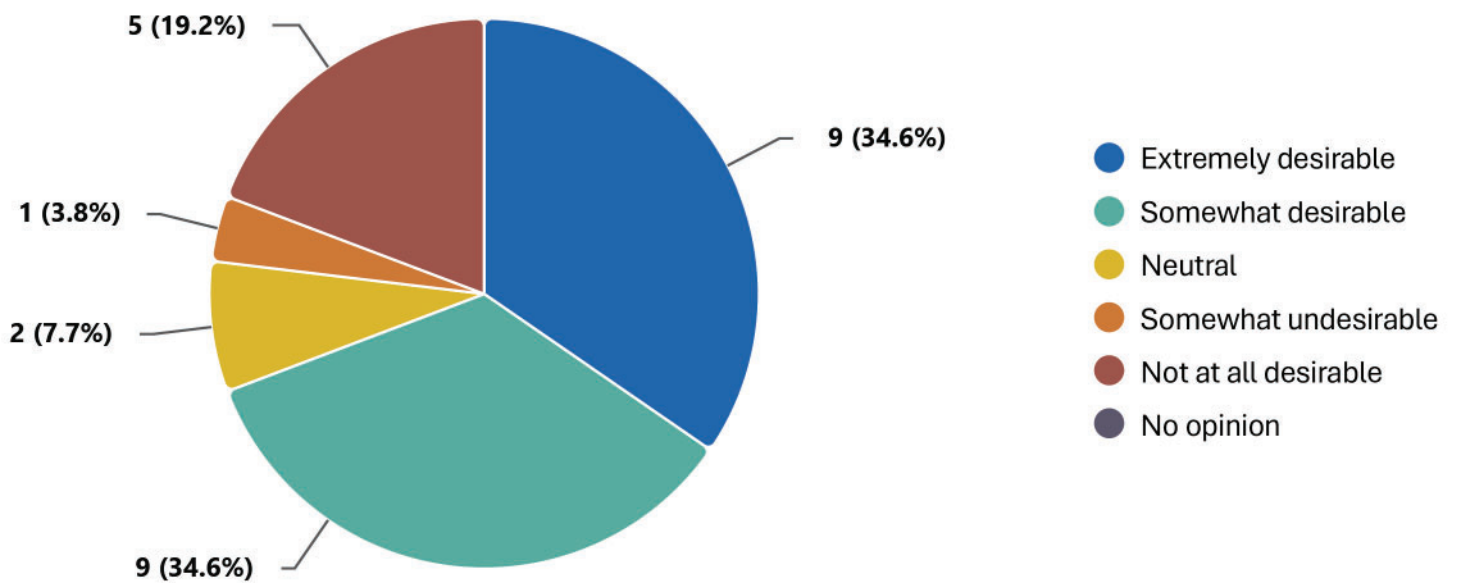
Q2. Material choices of door frame posts and faux sod to represent the Fort, and wooden poles to represent Tribal architecture



Q3. Using varying amounts of 'sod' and poles to represent concurrent increase in Settler presence with decrease in Tribal presence over time



Q4. Using interpretive elements to create 'gateways' and reiterate the transitional purpose of this area



Highlighted Feedback Received on the Decompression / Re-Emergence Area

'Paired voices' narrative tool

"The Indians' and "settlers'" experiences were not equal or equally valid/right/legal in any way. Why are you trying to make them seem like they were?"

"The Design presents "parallel" stories of Settlers and Native Peoples. These are false equivalencies. It reminds us of the first exhibit on the Sand Creek Massacre at History Colorado, which presented the massacre as a "clash of cultures." That exhibit was taken down because Sand Creek was not a "clash of cultures." It was an intentional massacre of innocent people by murderous perpetrators. Similarly, the Fort Chambers site is a site of violence and injustice committed by Settlers against the Arapaho and Cheyenne."

'Sod' and wooden pole material choices

"Sticks (poles) – I can't imagine a more stereotypical depiction of the Indian people who governed and occupied the land. The questionnaire suggests they depict "Native American structures" – ahh tepees – and ingenuity. Beyond tepees what "ingenuity" is depicted?"

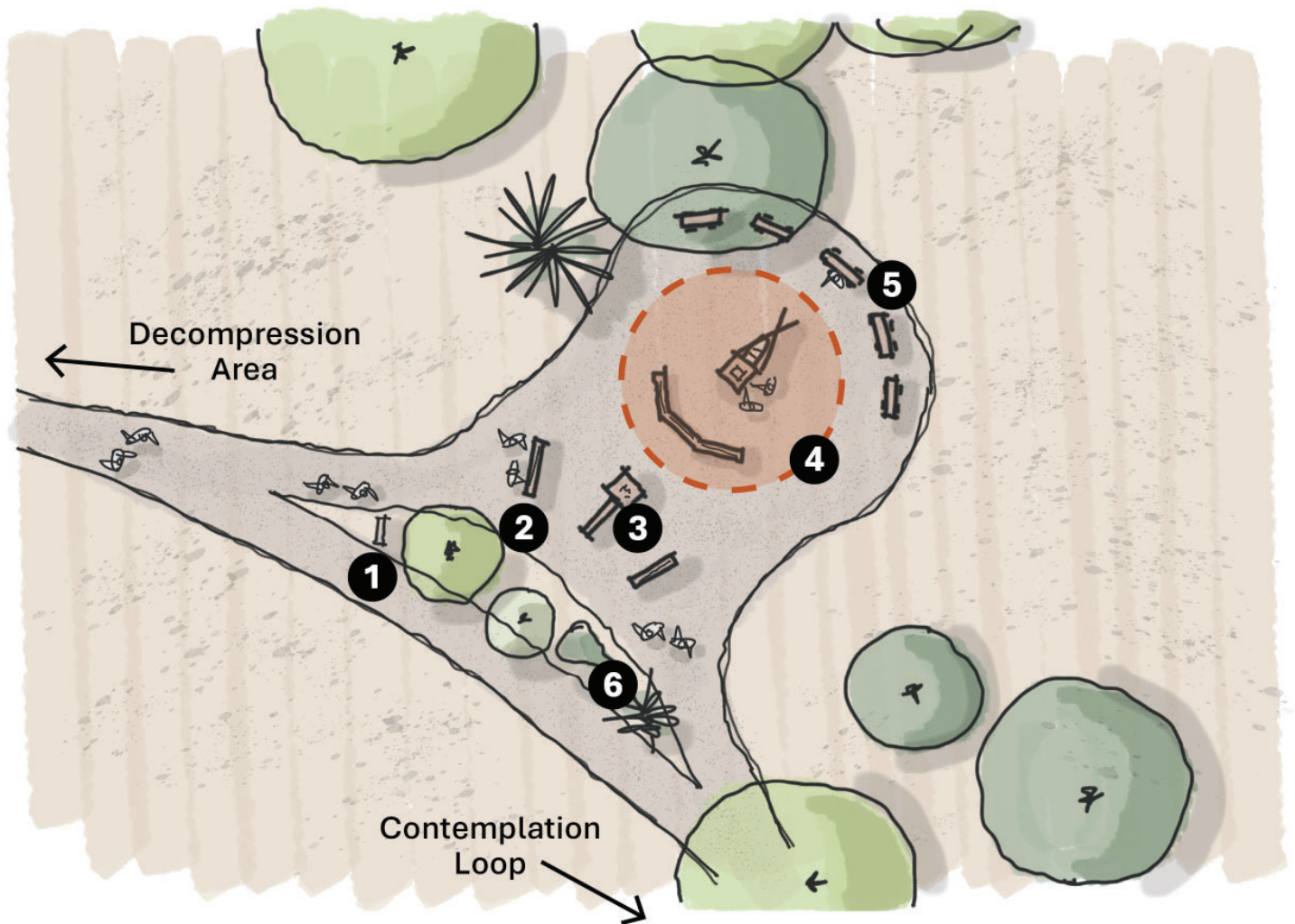
"The image of a bunch of poles representing the Arapaho and Cheyenne people is offensive (harkens back to the "wooden Indian" stereotype)."

Increasing 'sod' / Decreasing poles

"On the front end of the experience, the decreasing sticks assume that Indigenous presence gradually diminished over time. This ignores the punctuated forced removals, massacres, and treaty violations that actually occurred. On the back end of the experience, the increasing sticks (and decreasing sod) assumes that Native people have been able to fully reconnect with their homelands, and that settler colonial society and structures have diminished. Neither of these are true."

"What?? The sod is disappearing around here? News to me...this idea of the sod and the sticks at the end seems like grotesque misrepresentation of the place and role of Native Americans in Boulder County -- as if we're actually reversing 150+ years of colonization and genocide."

Discovery Area




As visitors enter the central portion of the site, they pass a final Decompression structure made of 'sod', now standing alone and intentionally without a paired Native voice. This moment marks arrival into the Discovery Area – the primary interpretive zone, located near where Fort Chambers likely stood. Through primary sources, spatial reconstruction, and reinterpretation of the 1959 marker, it presents the historical record of Fort Chambers and its consequences.

- 1** Final 'sod' signage introduces the seriousness of this area's topics
- 2** Interpretive kiosks describing the history and legacy of Fort Chambers
- 3** Tactile Fort map
- 4** Interpretive area for re-installed historic marker. Four design options exist for this portion of the site.
- 5** Area seating
- 6** Indigenous plantings

Discovery Area Design Concepts

Design 1: Angled Marker



Design 2: Framed Marker



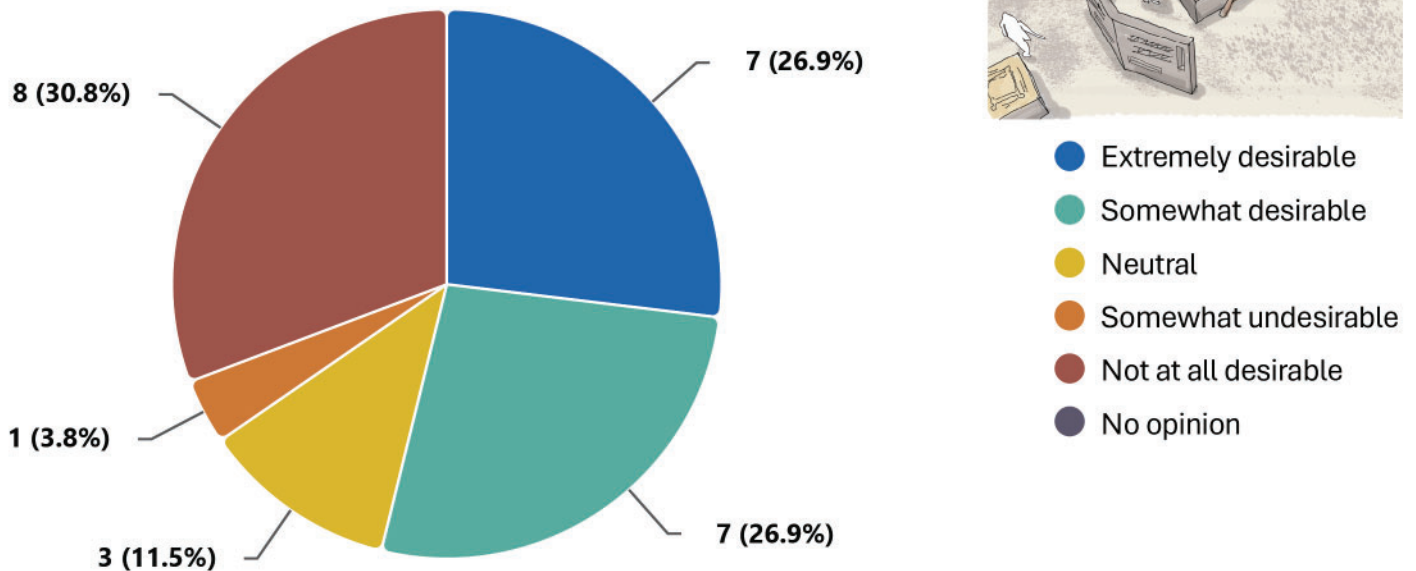
Design 3: Cardinal Directions



Design 4: Passages

Overall, how desirable or undesirable do you find this design concept?

Q6. Design 1: Angled Marker



Highlighted feedback for Design 1

“I like the “shift” of the marker from its traditional vertical orientation. By removing it from its original position it maintains the history of the object while also indicating that message is a relic of what WAS, not the current thoughts/feelings about this site.”

“The angled original marker does not “[suggest] a shift in how its inscription is understood today.” It reinforces the centrality of this view, even today.”

“The marker is not sitting upright as it originally was placed. The marker is therefore not viewed as intended. The marker is disrespectfully placed.”

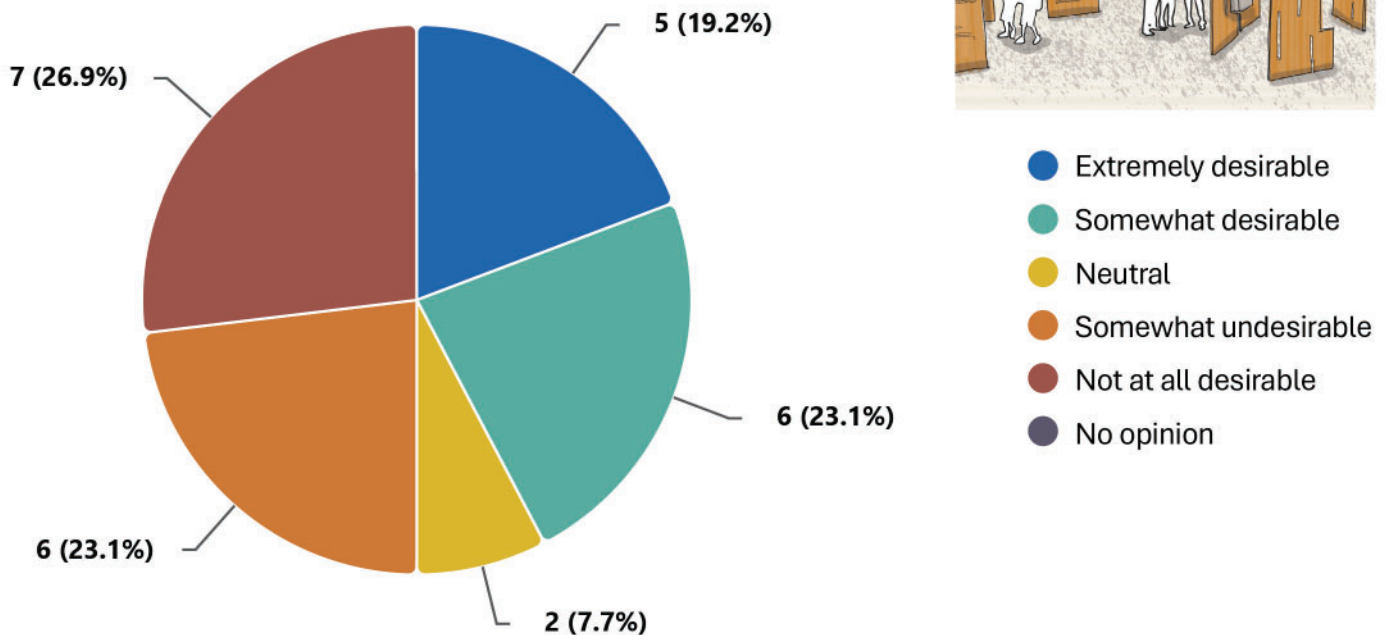
“I like how the original marker is treated so reverently.”

“Shielded marker, allows visitors to enter at own pace with different depths to the experience.”

“the use of the same sod and poles from the decompression area resonate with me... the repetition of the sod and poles gives the space some continuity”

“the use of the sod and poles is a little bit strange here, since they represent indigenous and settler perspectives. I don’t believe they were unified over this marker, and having the strongest use of these materials in this way at the marker feels off..”

Q9. Design 2: Framed Marker



Highlighted feedback on Design 2

“No 2 marker frame. This is an excellent way to present the history.”

“Depending on the accompanying text, the marker placement suggesting framing and holding layered histories is an improvement.”

“The 1800 pound marker was not created to be off the ground between two panels. This display is misleading and not historically accurate.”

“I like the usage of materials that will change over time.”

“Rusting metal and passage of time seems to ISOLATE the event from the present, make it just something of the past, reduces its contemporary relevance. I don’t like that at all.”

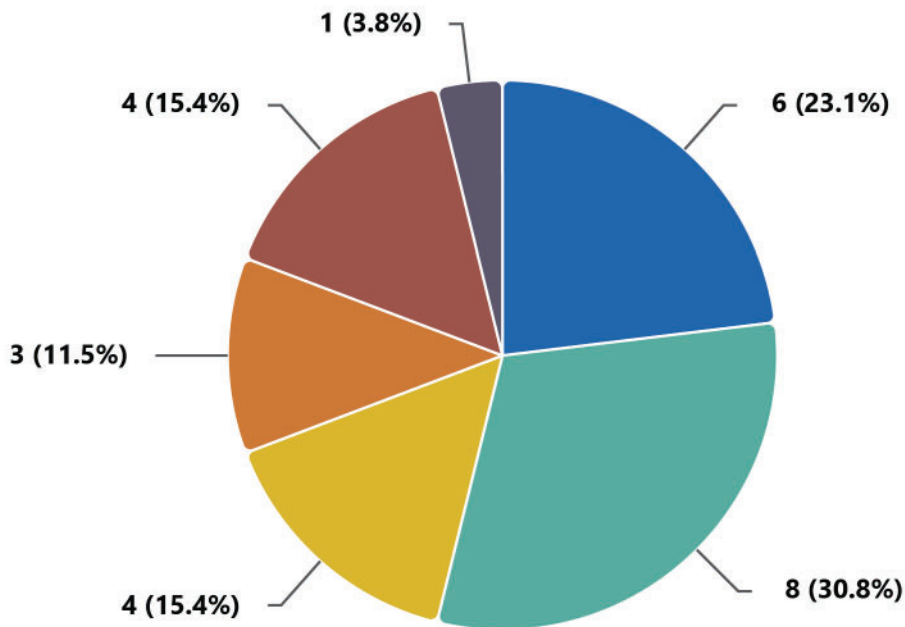
“So we go from silly sticks idea for Native Americans to the opposite -- a bunch of rusting metal that doesn’t reflect any Native cultural or design elements.”

“It’s less formal than the first design. Some of the design might get lost on some people and seem a bit disorganized? It allows more free wandering with people being able to view the marker from various perspectives.”

“I really don’t think visitors would understand the meanings that the designers hope to create in this design.”

“this doesn’t resonate with me; it feels like abstract art”

Q12. Design 3: Cardinal Directions



- Extremely desirable
- Somewhat desirable
- Neutral
- Somewhat undesirable
- Not at all desirable
- No opinion

Highlighted feedback on Design 3

“Being able to wander through different panels and around the marker is appreciated. I’d like to be able to move through the space, instead of having to stand still and read.”

“While the marker is circled by panels that provide context and different views, it feels uncomfortable to me to have it be the center element in this circular formation.”

“The cardinal directions which are central to Tribal traditions. This design pays respect to those concepts. The open design is also helpful”

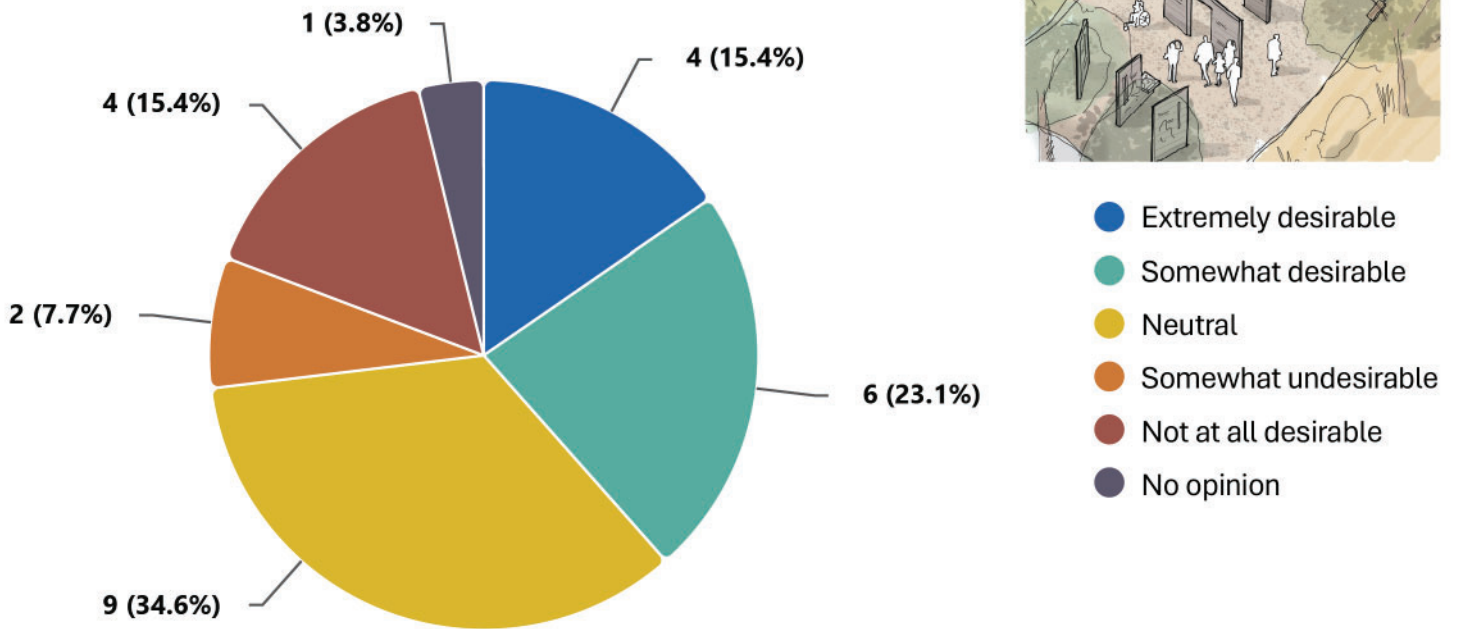
“the idea of a sundial and the possibility of introducing Native interpretation via a medicine wheel appeals to me”

“It’s hard to include Indigenous elements (sundial, cardinal directions) in this area where we need to focus on what happened at the fort and at Sand Creek and afterward. Maybe it could work as a subtle reminder that Native people were here and their cultures continued throughout this horrible time. If the Arapaho and Cheyenne representatives like this idea, that’s important.”

“The potential use of a medicine wheel seems gratuitous and to be cultural appropriation; such use needs sufficient context for the religious and spiritual aspects of the medicine wheel. The medicine wheel is principally an experience. It’s presence here could be that, but the text shows no indication that would happen.”

“...slabs similar to the marker? Why?”

Q15. Design 4: Passages



Highlighted feedback on Design 4

“There is an appeal in moving through doors of understanding perhaps here allowing various perspectives from the past and then moving into contemporary understandings. And perhaps murals on each “wall” around the door ... bringing history “to life” and color.”

“If the gateways tell the story in chronological order, that is useful. I like the last gateway opening to reflection, as long as the reflection/contemplation area provides challenging questions about the meaning of this history for the people of Boulder today.”

“No 3. an exit view of the wetlands will be peaceful and provide some emotional relief after experiencing the quotes and other material”



“Gateway to what? Healing? For whom? Facing away? Looking at swamp lands? I don’t understand. I thought this would be about facing our past and having the truth presented so that we never do this again. Looking away will not help.”

“I like... that you are forced to go around the panels to read the inscription.”

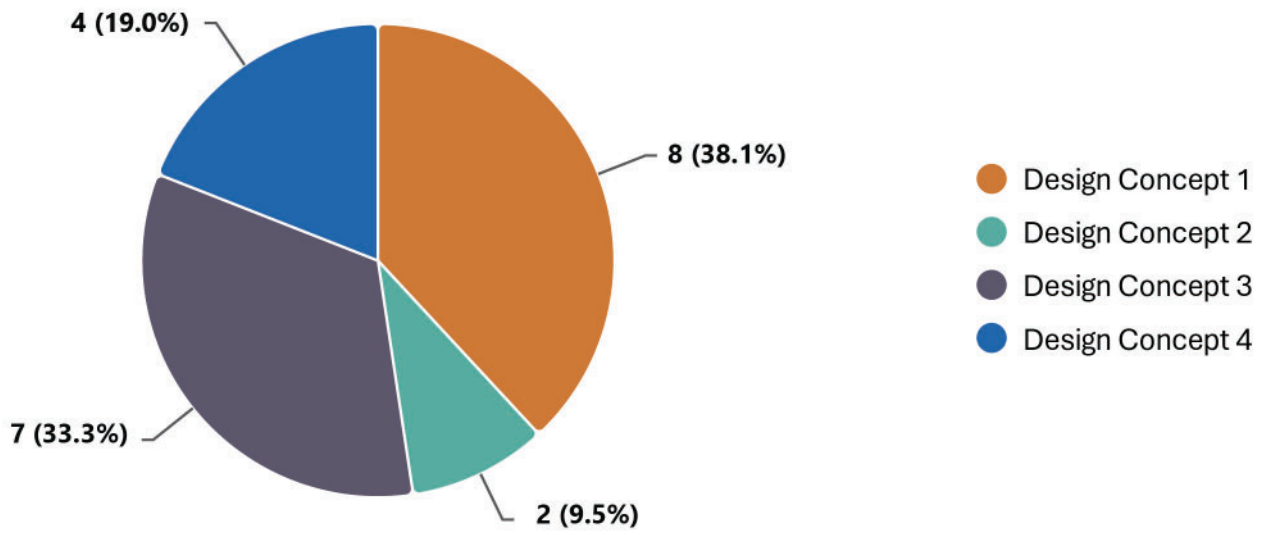
“I appreciate the framing of the marker, similar to design 2. Also, there’s something metaphorical about framing the marker in new information and with reinterpretation that I like.”

“It’s a little unclear if you are or are not supposed to walk through the gate ways.”

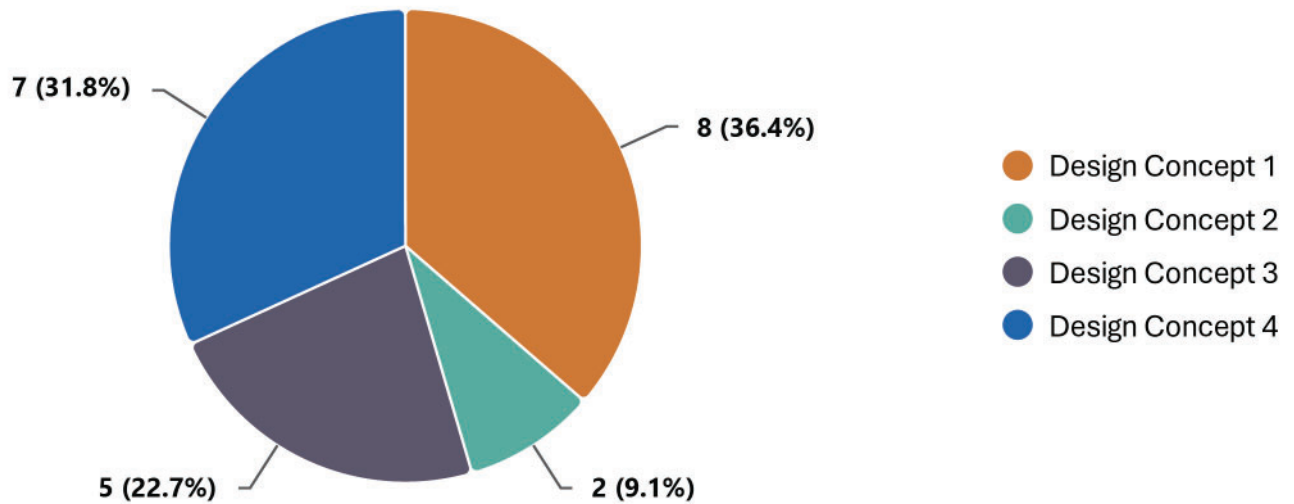
“Too large and uninviting to this natural space.”



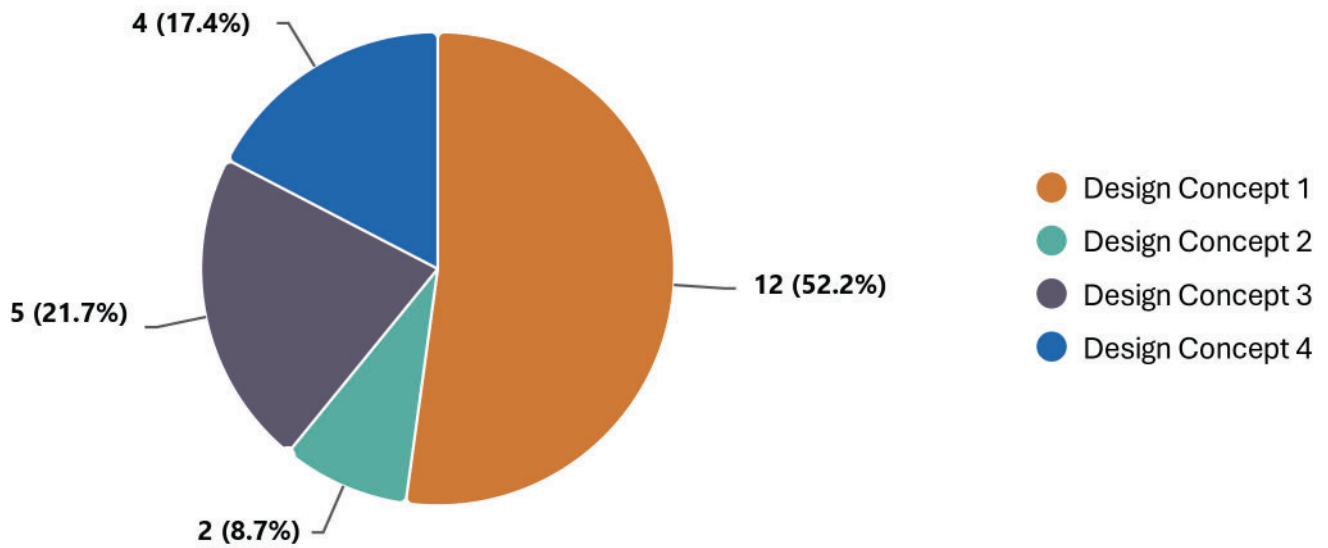
Q17. Which design do you prefer the general layout of?



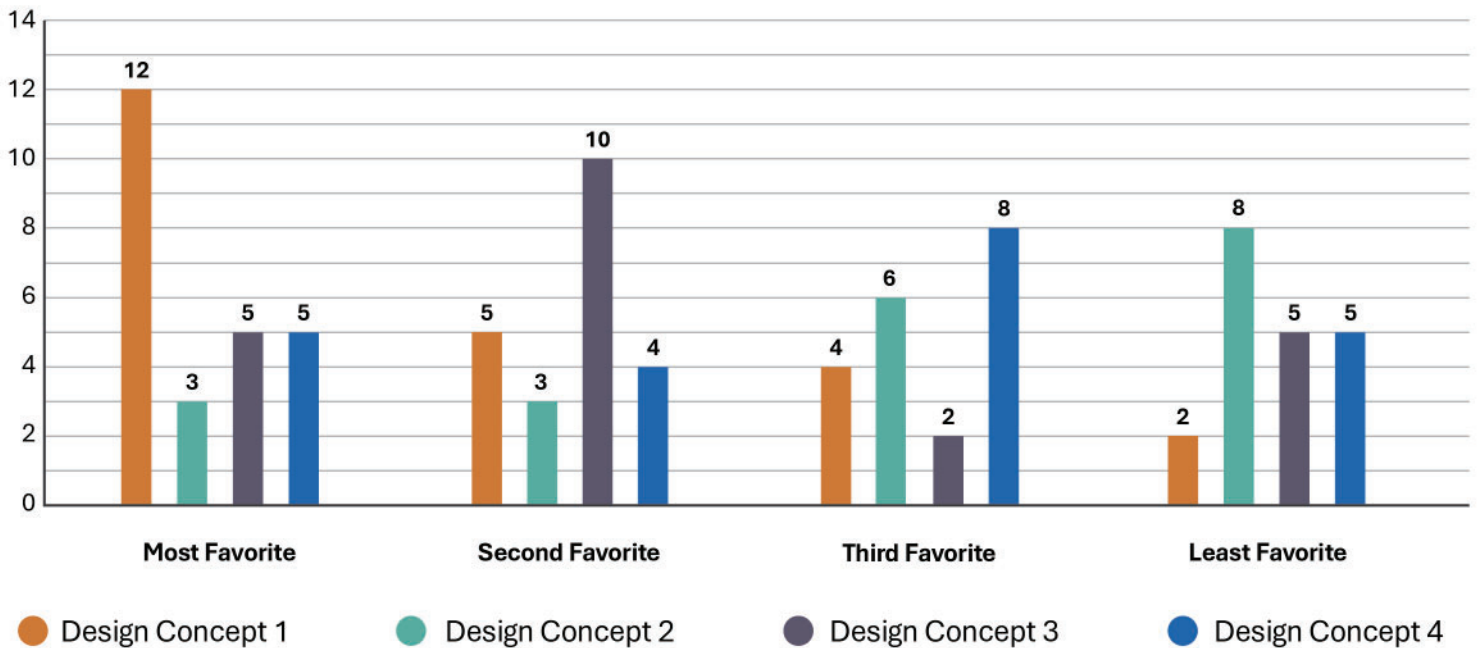
Q18. Which design do you prefer the material choices of?



Q19. Which design do you prefer the marker re-installation method in?



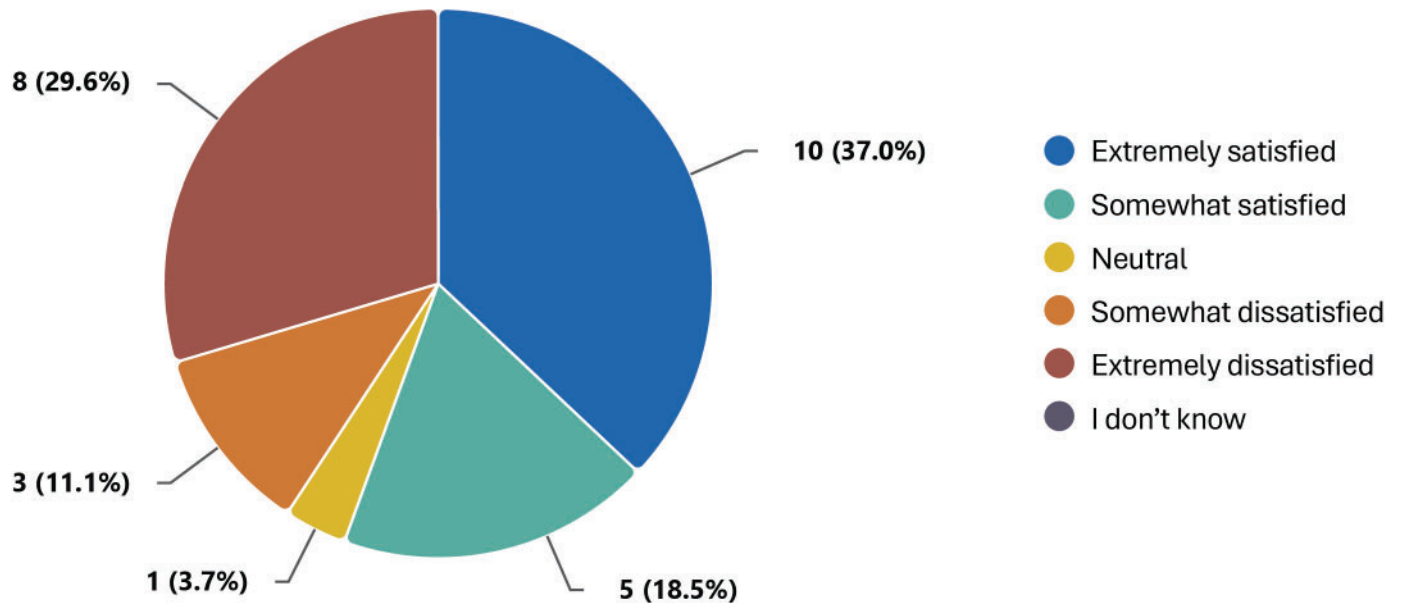
Q20. Based on the overall feeling of each design, please rank the concepts in order of your most favorite to least favorite.



Overall Rankings

1. Design Concept 1
2. Design Concept 3
3. Design Concept 4
4. Design Concept 2

Q21. How satisfied or dissatisfied are you with these combined elements serving as the physical representation of Fort Chambers on site?



Q22. If you are dissatisfied with the proposed representation, please explain why:

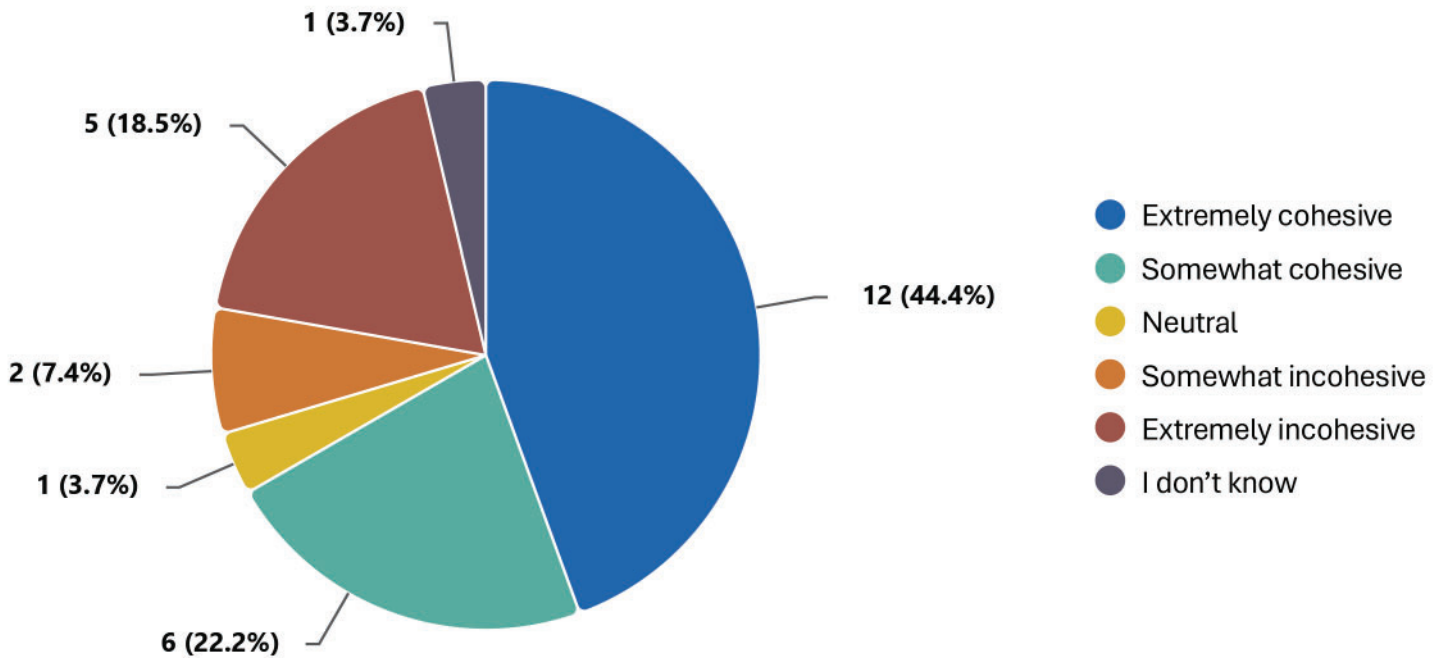
“I would like to see Fred Mosqueda’s idea of having visitors pass through a reproduction of the gate of the fort...We need to have a visceral experience of what the fort represented to the settlers and to the Native people and their descendants.”

“I have read that [the Tribes] really want to have a replica of the fort that was here when the murderous soldiers gathered and trained together before they participated in the Sand Creek Massacre. I hope you will engage in true conversation with them and really listen to what they would like to see here.”

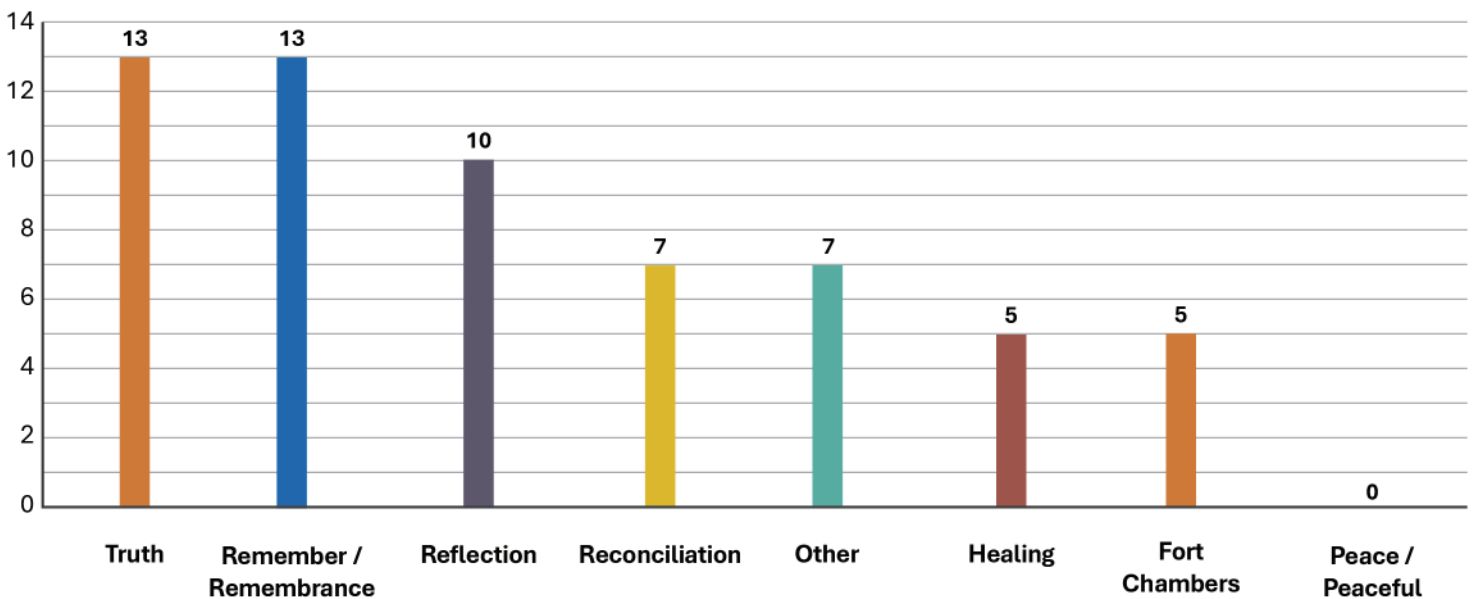
“There is no accurate account of the sod. Any thing you would create cannot be accurate of what was there!”

Other responses to this question focused on the faux sod/wooden pole material combination to discuss representation of the Tribes rather than Fort Chambers. The sentiment found in these comments has been shared during the previous Decompression / Re-Emergence Area section.

Q23. Considering all you have learned about the proposed site design, how cohesive or incohesive do you think the overall experience feels?



Q24. Which of the following words - provided by participants in previous engagement opportunities - should we consider for the future trail/trailhead name of this site? Select all that apply.



‘Other’ suggestions

- Fort Chamber Reflection
- Native People-White People Witness to Fort Chambers
- Gaslighting, brainwashing, prominent men, heartless