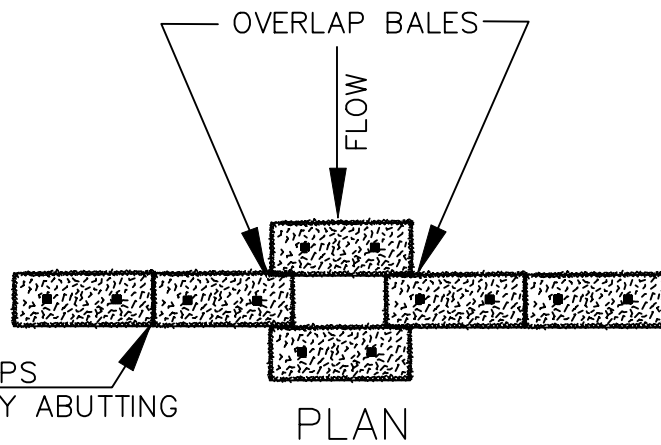
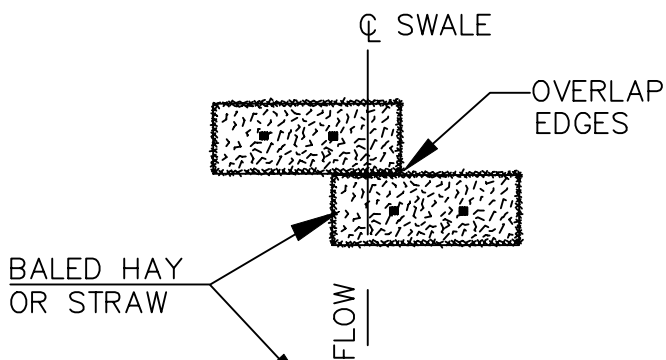


END POINTS "A" MUST BE HIGHER THAN FLOW LINE POINT "B"

SECTION A-A

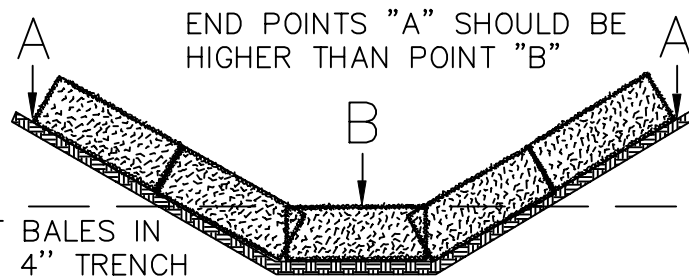


PLAN



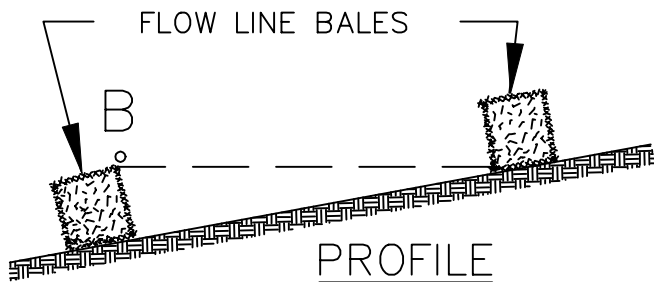
PROPER PLACEMENT OF STRAW BALE BARRIER IN SMALL SWALE

PLAN



PROPER PLACEMENT OF STRAW BALE BARRIER IN DRAINAGE WAY

ELEVATION



PROFILE

PLACE DOWNSTREAM BALES SUCH THAT POINT "B" IS APPROXIMATELY LEVEL WITH THE LOWEST ELEVATION OF THE UPSTREAM BALE

DRAWN BY: JSH
CHECKED BY: RJH

APPROVED BY:
DIRECTOR OF PUBLIC WORKS

CITY OF BOULDER, COLORADO

STRAW BALE
CHECK DAMS

ISSUED: JULY 2, 1998
REVISED: OCT. 17, 2000

DRAWING NO.

7.24