



Home

# Shelter Utilization Dashboard

VIEW EDIT UNPUBLISH OUTLINE DELETE REVISIONS MANAGE GROUP

CLONE

## Homelessness Resources

### Shelter Utilization among Persons Experiencing Homelessness in Boulder

For more background on these programs and definitions, visit the [Homeless Solutions for Boulder County Program](#) and [City of Boulder Homelessness Resources](#) web pages.

For more data related to homelessness in Boulder, see the [Single Adult Homelessness](#) and [Affordable Housing](#) dashboards.

**Update Schedule:** This dashboard is refreshed nightly with a 7 day delay to allow for manual data collection and data entry at shelters

8/5/2022  
Latest Report Date

**Time Periods:** Some data are available starting in January 2018, others later; Data collection for people who have been turned away starts in October 2020. The CRC operated from March 2020 to June 2021 & re-opened September 2021.

**Data Notes:** All data limited to Boulder city; Turn away counts only include reasons of capacity and person not having gone through Coordinated Entry

**Definitions:**

**Severe Weather Shelter (SWS):** Prior to August 2021, unused beds were made available to people who were not participating in programs on weather-triggered nights. After August 2021, shelter use criteria was changed, allowing for all available beds to be used, regardless of weather conditions. As such, there is no longer any need for weather-triggered SWS. However, between November 15 and March 31, a number of long-term shelter residents with high COVID risk or who are transitioning to housing will be placed in area hotels. This frees up space at Boulder Shelter for the Homeless for people who are not consistent utilizers of the shelter.

**Reserved Bed Program/Standby:** Beginning August 2021, shelter bed utilization is reported as either participation in the Reserved Bed program or as Standby. People who are participating in the Reserved Bed program are subject to consistency of use requirements and are not subject to any time limits to their stay. People who are considered Standby are limited to 90 nights of stay, annually.

**Housing-Focused Shelter:** Prior to August 2021, people who had self-reported disabling conditions were referred to the Housing Focused Shelter program for housing-focused case management and wrap-around services. Clients now receive individualized case management.

**Navigation:** Prior to August 2021, people who did not have self-reported disabling conditions were referred to the Navigation program for case management targeted to people with lower barriers/needs. Clients now receive individualized case management.

**Critical Weather Conditions:** When weather conditions are such that the forecasted low temperature is 10°F or lower or there is an expected six inches or more of snow, space at Boulder Shelter for the Homeless is made through the relocation of up to 20 additional long-term shelter residents to area hotels.

Filter data by different time periods by using the specific Date, Year, and/or Month filters

10/1/2017 8/5/2022

Year: All Month: All

Average # Regular Shelter Beds Used Per Night

**145**

Housing Focused Shelter + Navigation

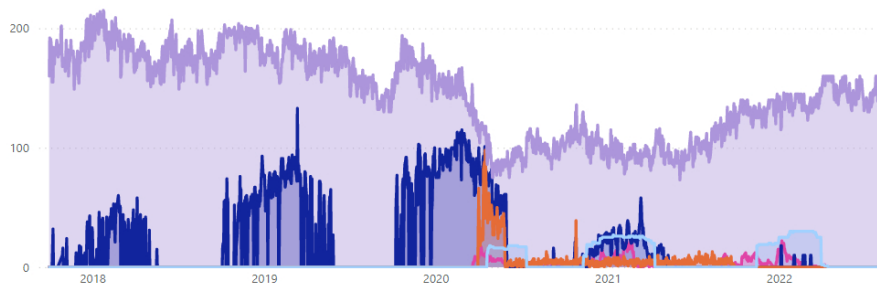
Average # of Unused Shelter Beds Per Night

**40**

Includes Regular Shelter, SWS, & Hotels

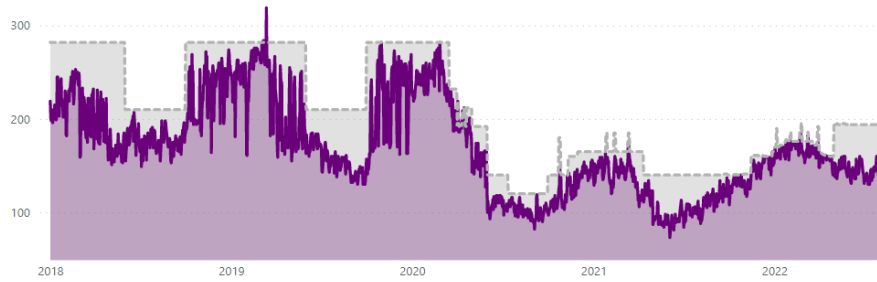
Number of Beds Utilized across Different Programs

● CRC Residents ● Total SWS Night ● Total Daytime Use ● BSH Hotels ● Regular Shelter Beds Used (Housing Focused Shelter + Navigation)



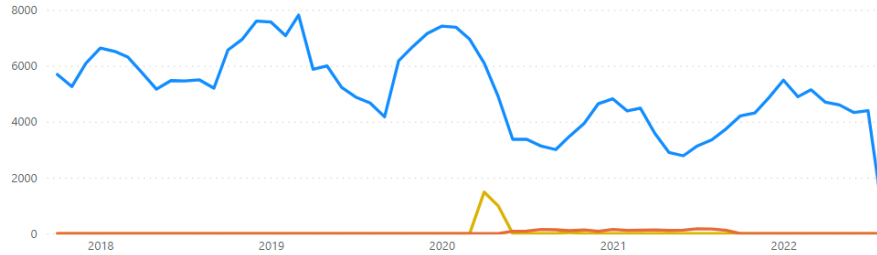
Number of Shelter and Hotel Beds Utilized and Available in Boulder

● Total Beds Used (excluding CRC) ● Total Beds Available (excluding CRC)



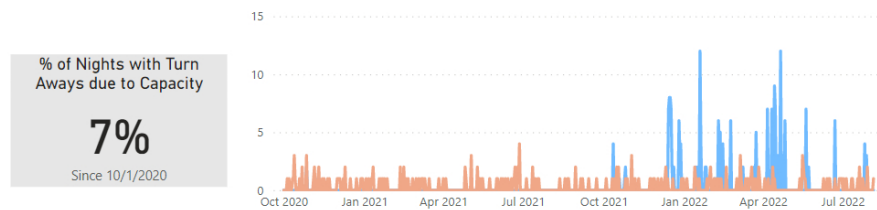
Number of Boulder Shelter Spots Utilized, Day vs Night

● Total Boulder Nighttime Use ● Day Use - SWS ● Day Use - Non-SWS Morning Service



Number of People Turned Away from BSH since 10/1/2020

● Turned Away- Shelter at Capacity ● Person Didn't Use Coordinated Entry



% of Nights with Turn Aways due to Capacity  
**7%**  
Since 10/1/2020

COVID-19 Recovery Center (CRC) Data - The CRC operated March 2020 - June 2021 & September 2021 onward

Filter data by different time periods by using the specific Date, Year, and/or Month filters:

Year  
All

10/1/2017 8/5/2022

Month  
All

Average # COVID-19 Recovery Center (CRC) Beds Used Per Night

**3**

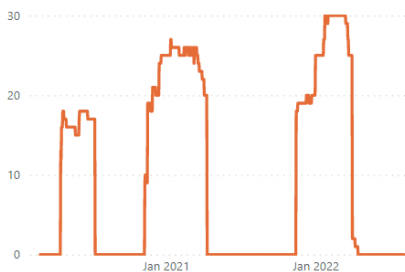
\*Note: CRC closed July-Aug 2021

Average # of Unused CRC Beds Per Night

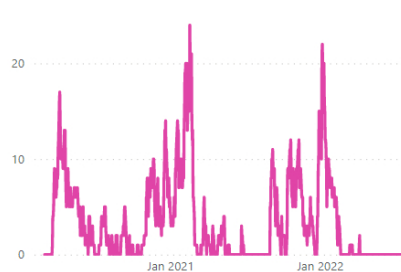
**27**

Note: CRC closed July-Aug 2021

Number of Boulder Shelter for the Homeless (BSH) Hotel Beds Utilized



Number of COVID-19 Recovery Center (CRC) Beds Utilized



[Calendar](#)  
[Services](#)  
[Government](#)

[Locations](#)  
[News](#)  
[Accessibility](#)

1777 Broadway  
Boulder, CO 80302  
[Contact Us](#)

